



L14 - S14

BD - MOLDED RUBBER

Load capacity up to 120kg



RIG

Made of stamped steel plate and swivel head with double ball raceway, zinc-plated finish. Bolted wheel axle.


WHEEL

BD - Molded Rubber With Stamped Plate Wheel Center: 80 Shore A. (-20°C to + 70°C)
Produced with solid rubber tread, with zinc-plated stamped carbon steel wheel center. They are light and resistant, soft and quiet rolling and are indicated for light duties on floors in good conditions. Nominal working speed is up to 4km/h.



Swivel Caster	Rigid Caster	Swivel Caster	Rigid Caster	Wheel	(mm)	(mm)	(pol)	Axle Type (bearing)	KG	(mm)		w/o brake (mm)	w/ brake G (mm)
Reference	Reference	Reference	Reference	Reference						GL/FL	GS/FS		
GL 414 BDN	FL 414 BDN	GS 414 BDN	FS 414 BDN	R 414 BDN	100	38	7/16"	Nylon Socket	75	135	140	88	120
GL 414 BDE	FL 414 BDE	GS 414 BDE	FS 414 BDE	R 414 BDE				Ball Bearing					
GL 514 BDN	FL 514 BDN	GS 514 BDN	FS 514 BDN	R 514 BDN	125	38	7/16"	Nylon Socket	100	156	161	103	120
GL 514 BDE	FL 514 BDE	GS 514 BDE	FS 514 BDE	R 514 BDE				Ball Bearing					
GL 614 BDN	FL 614 BDN	GS 614 BDN	FS 614 BDN	R 614 BDN	150	38	7/16"	Nylon Socket	120	178	183	118	130
GL 614 BDE	FL 614 BDE	GS 614 BDE	FS 614 BDE	R 614 BDE				Ball Bearing					

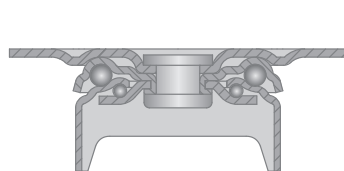
Fittings/Accessories



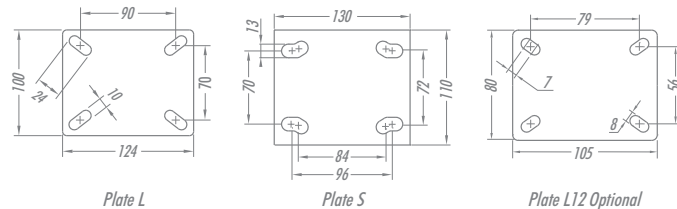
Reference	LES	LE	LEX	LEL	See table below	See table below	See table below	See table below
-----------	-----	----	-----	-----	-----------------	-----------------	-----------------	-----------------

Note: Stem casters overall heights are 3mm less than indicated on table.

Swivel Sections



Top Plate Options



Brake Option



NYLON SOCKET FITTING		RUBBER EXPANDER FITTING		ALUMINUM EXPANDER FITTING		CAP'S N°	THREAD
SIZE (mm)	REFERENCE	SIZE (mm)	REFERENCE	SIZE (mm)	REFERENCE	T1	1/2" BSP
Ø38	S1	18 - 21	EX 1	21 - 27	EA 2	T2	3/4" BSP
Ø30	S2	21 - 24	EX 2			T3	1" BSP
Ø25	S3	25 - 28	EX 3	27 - 33	EA 4		
40X40	S4	27 - 30	EX 4				
		37 - 40	EX 5				