

L10

TB - THERMOPLASTIC RUBBER









Load capacity up to 50kg

RIG Made of stamped steel plate and swivel head with double ball raceway, zinc-plated finish. Bolted wheel axle.




Wheel

TB - Thermoplastic Rubber. Hardness: 80 Shore A. (-20°C to +70°C)
Produced with recyclable thermoplastic elastic rubber tread and polypropylene copolymer wheel center. They present an excellent floor protection, soft and quiet rolling, easiness to handling and maneuvering, impact resistance, have a low deformation index under load and excellent abrasion resistance. They have a good resistance to weathering and chemicals such as salts and greases. Nominal working speed is up to 4km/h.

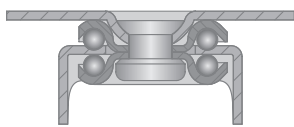
Swivel Caster	Rigid Caster	Wheel				Axle Type (bearing)					
Reference	Reference	Reference	(mm)	(mm)	(pol)		KG	(mm)	w/o brake (mm)	w/ brake FP (mm)	w/ brake FPI (mm)
GL 158 TB	-	R 158 TB	41	17	1/4"	Plain Bearing	30	57	41	-	-
GL 210 TB	FL 210 TB	R 210 TB	50	19			40	67	45	78	75
GL 310 TB	FL 310 TB	R 310 TB	75				45	92	65	94	89
GL 410 TB	-	R 410 TB	100				50	122	89	111	-

Fittings/Accessories

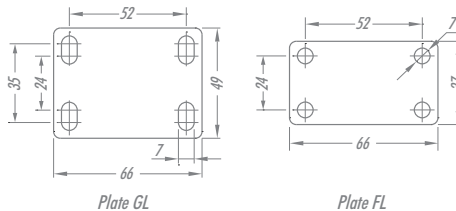


Reference	Axle hole 10mm	Threaded Stem 3/8" x 25mm	Threaded Stem 3/8" x 50mm	Stem Ø7/16" x 50mm	Nylon Socket Ø15mm x 32mm	Nylon Socket Fitting
	LES	LE	LEX	LEL	LELSJ	See table below


Swivel Sections



Top Plate Options



Brake Options



NYLON SOCKET FITTING	
SIZE (mm)	REFERENCE
Ø38	S1
Ø30	S2
Ø25	S3
40 x 40	S4

* 210/310/410
** 210/310