

L10

TP - THERMOPLASTIC COMPOUND

Load capacity up to 50kg











RIG Made of stamped steel plate and swivel head with double ball raceway, zinc-plated finish. Bolted wheel axle.




Wheel

TP - Thermoplastic Compound. Hardness: 80 Shore A. (-10°C to + 50°C)
Produced with recyclable thermoplastic compound tread and polypropylene copolymer wheel center. They offer a soft and quiet rolling, excellent floor protection, good chemical, wear and impact resistance, resulting in an excellent cost-benefit ratio. Nominal working speed is up to 4km/h.

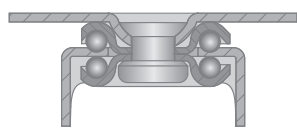
Swivel Caster	Rigid Caster	Wheel				Axle Type (bearing)					
Reference	Reference	Reference	(mm)	(mm)	(pol)		KG	(mm)	w/ brake (mm)	w/ brake FP (mm)	w/ brake FPI (mm)
GL 158 TP	-	R 158 TP	41	17	1/4"	Plain Bearing	35	57	41	-	-
GL 210 TP	FL 210 TP	R 210 TP	50	19			40	67	45	78	75
GL 310 TP	FL 310 TP	R 310 TP	75				45	92	65	94	89
GL 410 TP	-	R 410 TP	100				50	122	89	111	-

Fittings/Accessories

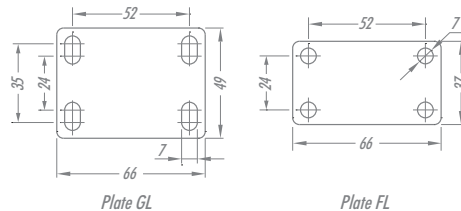


	Axle hole 10mm	Threaded Stem 3/8" x 25mm	Threaded Stem 3/8" x 50mm	Stem Ø7/16" X 50mm	Nylon Socket Ø15mm X 32mm	Nylon Socket Fitting
Reference	LES	LE	LEX	LEL	LELSJ	See table below


Swivel Sections




Top Plate Options



Brake Options



NYLON SOCKET FITTING 	
SIZE (mm)	REFERENCE
Ø38	S1
Ø30	S2
Ø25	S3
☑ 40 x 40	S4

* 210/310/410
** 210/310