

L12

TP - THERMOPLASTIC COMPOUND

Load capacity up to 150kg



RIG

Made of stamped steel plate and swivel head with double ball raceway, zinc-plated finish. Bolted wheel axle.



WHEEL


TP - Thermoplastic Compound. Hardness: 80 Shore A. (-10°C to +50°C)

Produced with recyclable thermoplastic compound tread and polypropylene copolymer wheel center. They offer a soft and quiet rolling, excellent floor protection, good chemical, wear and impact resistance, resulting in an excellent cost-benefit ratio. Nominal working speed is up to 4km/h.



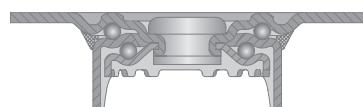
Swivel Caster	Rigid Caster	Wheel				Axle Type (bearing)	KG				
Reference	Reference	Reference	(mm)	(mm)	(pol)			(mm)	w/o brake (mm)	w/ brake G (mm)	w/ brake SL (mm)
GL 312 TP	FL 312 TP	R 312 TP	75	32	5/16"	Plain Bearing	70	103	71	98	80
GL 312 TPN	FL 312 TPN	R 312 TPN				Plain Bearing with Thread Guards					
GL 312 TPE	FL 312 TPE	R 312 TPE				Ball Bearing					
GL 3512 TPN	FL 3512 TPN	R 3512 TPN	89			Plain Bearing with Thread Guards	80	117	83	-	83
GL 3512 TPE	FL 3512 TPE	R 3512 TPE				Ball Bearing	85				
GL 412 TP	FL 412 TP	R 412 TP				Plain Bearing	80				
GL 412 TPN	FL 412 TPN	R 412 TPN	100			Plain Bearing with Thread Guards	80	126	80	98	80
GL 412 TPE	FL 412 TPE	R 412 TPE				Ball Bearing	100				
GL 512 TP	FL 512 TP	R 512 TP				Plain Bearing	90				
GL 512 TPN	FL 512 TPN	R 512 TPN	125			Plain Bearing with Thread Guards	90	156	105	125	105
GL 512 TPE	FL 512 TPE	R 512 TPE				Ball Bearing	125				
GL 612 TP	FL 612 TP	R 612 TP				Plain Bearing	100				
GL 612 TPE	FL 612 TPE	R 612 TPE	150	Ball Bearing	150	178	110		110		

Fittings/Accessories

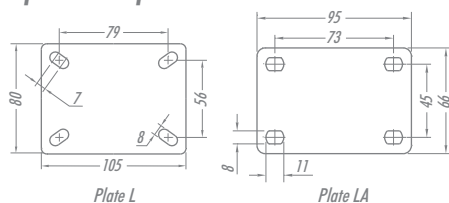


Reference	LES	LE	LEX	LEL	See table below	See table below	See table below	See table below
	Axle hole 13mm	Threaded Stem 1/2"NC X 25mm	Threaded Stem 1/2"NC X 64mm	Stem Ø7/16" X 50mm	Nylon Socket Fitting	Rubber Expander Fitting	Aluminum Expander Fitting	Fitting Cap's


Swivel Sections



Top Plate Options



Brake Options



NYLON SOCKET FITTING		RUBBER EXPANDER FITTING		ALUMINUM EXPANDER FITTING		CAP'S N°	THREAD
SIZE (mm)	REFERENCE	SIZE (mm)	REFERENCE	SIZE (mm)	REFERENCE		
Ø38	S1	18 - 21	EX 1	21 - 27	EA 2	T1	1/2" BSP
Ø30	S2	21 - 24	EX 2	27 - 33	EA 4	T2	3/4" BSP
Ø25	S3	25 - 28	EX 3			T3	1" BSP
∇ 40X40	S4	27 - 30	EX 4				
		37 - 40	EX 5				