

# L12

## NU - MOLDED POLYURETHANE

Load capacity up to 165kg



**RIG** Made of stamped steel plate and swivel head with double ball raceway, zinc-plated finish. Bolted wheel axle.




### WHEEL

NU - Molded polyurethane with Nylon Wheel Center. Hardness: 90 Shore A. (-40°C to + 80°C)  
Produced with a molded polyurethane tread and injected nylon wheel center. The mechanical bond system ensures excellent resistance and service life. Ideal for applications on various surface and environment types. They are light, withstand high loads, protect the floor, require less effort to handle and produce low noise level during handling. They have an excellent resistance to abrasion, impacts, weathering and chemicals such as greases, oils, salts and solvents. They may be used in a speed up to 4km/h.

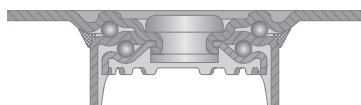
Swivel Caster	Rigid Caster	Wheel	(mm)	(mm)	(pol)	Axle Type (bearing)	KG	(mm)	w/o brake (mm)	w/ brake G (mm)	w/ brake SL (mm)
Reference	Reference	Reference									
GL 312 NU	FL 312 NU	R 312 NU	75	32	5/16"	Plain Bearing	80	103	71	98	80
GL 312 NU	FL 312 NU	R 312 NU				Plain Bearing with Thread Guards					
GL 312 NU	FL 312 NU	R 312 NU				Ball Bearing					
GL 3512 NUN	FL 3512 NUN	R 3512 NUN	89			Plain Bearing with Thread Guards	90	117	83	-	83
GL 3512 NUE	FL 3512 NUE	R 3512 NUE				Ball Bearing					
GL 412 NU	FL 412 NU	R 412 NU				Plain Bearing					
GL 412 NUN	FL 412 NUN	R 412 NUN	100			Plain Bearing with Thread Guards	90	126	80	98	80
GL 412 NUE	FL 412 NUE	R 412 NUE				Ball Bearing					
GL 512 NU	FL 512 NU	R 512 NU				Plain Bearing					
GL 512 NUN	FL 512 NUN	R 512 NUN	125			Plain Bearing with Thread Guards	100	156	105	125	105
GL 512 NUE	FL 512 NUE	R 512 NUE				Ball Bearing					
GL 612 NU	FL 612 NU	R 612 NU				Plain Bearing					
GL 612 NUE	FL 612 NUE	R 612 NUE	150	Ball Bearing	125	178	110	-	110		
GL 612 NUE	FL 612 NUE	R 612 NUE		Ball Bearing							

### Fittings/Accessories

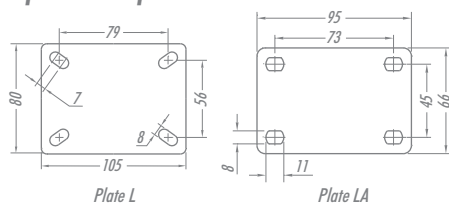


Reference	LES	LE	LEX	LEL	See table below	See table below	See table below	See table below
	Axle hole 13mm	Threaded Stem 1/2"NC X 25mm	Threaded Stem 1/2"NC X 64mm	Stem Ø7/16" X 50mm	Nylon Socket Fitting	Rubber Expander Fitting	Aluminum Expander Fitting	Fitting Cap's


### Swivel Sections



### Top Plate Options



### Brake Options



NYLON SOCKET FITTING		RUBBER EXPANDER FITTING		ALUMINUM EXPANDER FITTING		CAP'S N°	THREAD
SIZE (mm)	REFERENCE	SIZE (mm)	REFERENCE	SIZE (mm)	REFERENCE	T1	1/2" BSP
Ø38	S1	18 - 21	EX 1	21 - 27	EA 2	T2	3/4" BSP
Ø30	S2	21 - 24	EX 2				
Ø25	S3	25 - 28	EX 3	27 - 33	EA 4	T3	1" BSP
40X40	S4	27 - 30	EX 4				
		37 - 40	EX 5				