

L14 - S14

PMN - MOLDED RUBBER

Load capacity up to 120kg



RIG

Made of stamped steel plate and swivel head with double ball raceway, zinc-plated finish. Bolted wheel axle.


WHEEL

PMN - Molded Rubber With Polypropylene Wheel Center: 80 Shore A. (-20°C to + 70°C)
Produced with solid rubber tread, with injected polypropylene wheel center. They are light and resistant, withstand humidity, have a soft and quiet rolling and are indicated for light duties on floors in good conditions. Nominal working speed is up to 4km/h.



Swivel Caster	Rigid Caster	Swivel Caster	Rigid Caster	Wheel				Axle Type (bearing)					
Reference	Reference	Reference	Reference	Reference	(mm)	(mm)	(pol)		KG	GL/FL (mm)	FL/FS (mm)	w/o brake (mm)	w/ brake G (mm)
GL 414 PMN	FL 414 PMN	GS 414 PMN	FS 414 PMN	R 414 PMN	100				75	135	140	88	120
GL 514 PMN	FL 514 PMN	GS 514 PMN	FS 514 PMN	R 514 PMN	125	42	7/16"	Plain Bearing	100	156	161	103	
GL 614 PMN	FL 614 PMN	GS 614 PMN	FS 614 PMN	R 614 PMN	150				120	178	183	118	

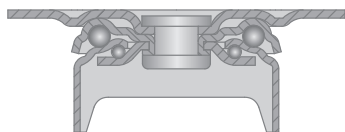
Fittings/Accessories



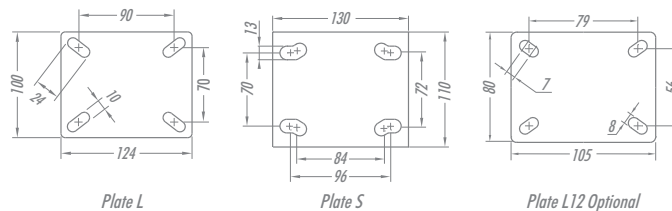
Reference	Axle hole 16mm	Threaded Stem 1/2"NC X 25mm	Threaded Stem 1/2"NC X 64mm	Stem Ø7/16" X 50mm	Nylon Socket Fitting	Rubber Expander Fitting	Aluminum Expander Fitting	Fitting Cap's
LES	LE	LEX	LEL	See table below	See table below	See table below	See table below	See table below

Note: Stem casters overall heights are 3mm less than indicated on table.

Swivel Sections



Top Plate Options



Brake Option



NYLON SOCKET FITTING		RUBBER EXPANDER FITTING		ALUMINUM EXPANDER FITTING		CAP'S N°	THREAD
SIZE (mm)	REFERENCE	SIZE (mm)	REFERENCE	SIZE (mm)	REFERENCE		
Ø38	S1	18 - 21	EX 1	21 - 27	EA 2	T1	1/2" BSP
Ø30	S2	21 - 24	EX 2	27 - 33	EA 4	T2	3/4" BSP
Ø25	S3	25 - 28	EX 3			T3	1" BSP
40X40	S4	27 - 30	EX 4				
		37 - 40	EX 5				