



# GS - GM

## UP - THERMOPLASTIC POLYURETHANE

Load capacity up to 700kg

**RIG** Reinforced rig, made of stamped steel plate and swivel head with double ball raceway, zinc-plated finish. Bolted wheel axle.



### WHEEL

UP -Thermoplastic Polyurethane. Hardness: 90 Shore A. (-20°C to + 70°C)  
Produced with recyclable thermoplastic elastollan polyurethane tread and polypropylene copolymer wheel center. Ideal for those who look for an excellent load capacity added to great floor protection with low noise rolling, offering an excellent resistance to abrasion and impacts. Resistant to greases, mineral oils and some acids. Nominal working speed is up to 4km/h.



Swivel Caster	Rigid Caster	Swivel Caster	Rigid Caster	Wheel	Ø (mm)	Height (mm)	Ø (pol)	Axle Type (bearing)	KG	Ø (mm)	w/o brake (mm)	w/ brake FP (mm)	w/ brake GB (mm)
Reference	Reference	Reference	Reference	Reference	(mm)	(mm)	(pol)			(mm)	(mm)	(mm)	(mm)
GS 42 UPN	FS 42 UPN	GM 42 UPN	FM 42 UPN	R 42 UPN	100	50	1/2"	Nylon Socket	250	138	87	150	-
GS 42 UPR	FS 42 UPR	GM 42 UPR	FM 42 UPR	R 42 UPR				Roller Bearing					
GS 42 UPE	FS 42 UPE	GM 42 UPE	FM 42 UPE	R 42 UPE				Ball Bearing					
GS 52 UPN	FS 52 UPN	GM 52 UPN	FM 52 UPN	R 52 UPN	125	50	1/2"	Nylon Socket	350	165	100	167	180
GS 52 UPR	FS 52 UPR	GM 52 UPR	FM 52 UPR	R 52 UPR				Roller Bearing					
GS 52 UPE	FS 52 UPE	GM 52 UPE	FM 52 UPE	R 52 UPE				Ball Bearing					
GS 62 UPN	FS 62 UPN	GM 62 UPN	FM 62 UPN	R 62 UPN	150	50	1/2"	Nylon Socket	400	196	121	183	185
GS 62 UPR	FS 62 UPR	GM 62 UPR	FM 62 UPR	R 62 UPR				Roller Bearing					
GS 62 UPE	FS 62 UPE	GM 62 UPE	FM 62 UPE	R 62 UPE				Ball Bearing					
GS 82 UPN	FS 82 UPN	GM 82 UPN	FM 82 UPN	R 82 UPN	200	50	1/2"	Nylon Socket	550	235	153	210	-
GS 82 UPR	FS 82 UPR	GM 82 UPR	FM 82 UPR	R 82 UPR				Roller Bearing					
GS 82 UPE	FS 82 UPE	GM 82 UPE	FM 82 UPE	R 82 UPE				Ball Bearing					
GS 102 UPN	FS 102 UPN	GM 102 UPN	FM 102 UPN	R 102 UPN	250	50	1/2"	Nylon Socket	700	292	193	235	-
GS 102 UPE	FS 102 UPE	GM 102 UPE	FM 102 UPE	R 102 UPE				Ball Bearing					

### Fittings/Accessories



Axle hole  
13mm



Threaded Stem  
1/2"NC X 32mm



Threaded Stem  
1/2"NC X 64mm

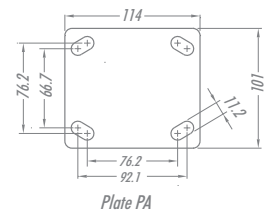
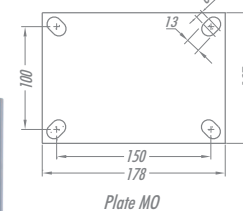
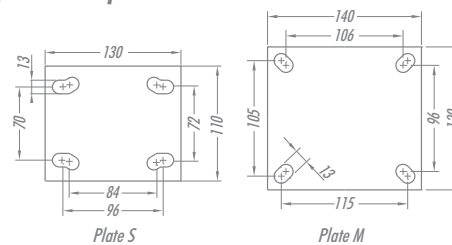
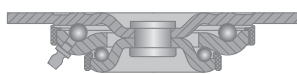


Long stem

Reference	SES	SE	SEX	See table below
-----------	-----	----	-----	-----------------

### Swivel Sections

### Top Plate Options



### Brake Options



GB\* - Pedal Brake



FP - Pedal Brake



FL - Side Brake

LONG STEM FITTING		
CODE	Ø	HEIGHT
ME 1	1"	150mm
ME 2	1.1/4"	
ME 3	1.5/16"	

\*Available only for 52 and 62