



MX - Axial Medium

B - MOLDED RUBBER









Load capacity up to 450kg

RIG Made of steel with a painted finish and swivel section with two axial ball bearings. Bolted wheel axle




WHEEL

B - Molded Rubber. Hardness: 80 Shore A. (-20°C to + 70°C)
Produced with molded vulcanized rubber tread over a grey cast iron wheel center. They roll softly with a low noise level, absorb shocks and vibrations. They are resistant to abrasion and chemicals. They can be used at a speed of up to 20km/h when mounted with ball bearings.

Swivel Caster	Rigid Caster	Wheel				Axle Type (bearing)					
Reference	Reference	Reference	(mm)	(mm)	(pol)		KG	(mm)	w/o brake (mm)	w/ brake FP (mm)	w/ brake GB (mm)
GMX 42 BR	FMX 42 BR	R 42 BR	100	50	1/2"	Roller Bearing	200	155	84	143	-
GMX 42 BE	FMX 42 BE	R 42 BE				Ball Bearing					
GMX 52 BR	FMX 52 BR	R 52 BR	125			Roller Bearing	250	183	107	155	183
GMX 52 BE	FMX 52 BE	R 52 BE				Ball Bearing					
GMX 62 BR	FMX 62 BR	R 62 BR	150			Roller Bearing	300	205	123	170	200
GMX 62 BE	FMX 62 BE	R 62 BE				Ball Bearing					
GMX 72 BR	FMX 72 BR	R 72 BR	175			Roller Bearing	325	238	145	180	-
GMX 72 BE	FMX 72 BE	R 72 BE				Ball Bearing					
GMX 82 BR	FMX 82 BR	R 82 BR	200			Roller Bearing	350	251	158	193	-
GMX 82 BE	FMX 82 BE	R 82 BE				Ball Bearing					
GMX 92 BR	FMX 92 BR	R 92 BR	225			Roller Bearing	400	294	185	212	-
GMX 92 BE	FMX92 BE	R 92 BE				Ball Bearing					
GMX 102 BR	FMX 102 BR	R 102 BR	250	Roller Bearing	450	306	197	225	-		
GMX 102 BE	FMX 102 BE	R 102 BE		Ball Bearing							

Accessories



FL - Side Brake

FLD - Side Brake Duplo

GB - Pedal Brake
*Available only for 52 and 62

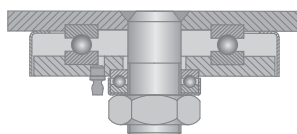
FP - Pedal Brake

AH - Central Brake
Consult the swivel height for this type of brake

BG - Swivel Lock

GC - Caster Guard

Swivel Sections



Top Plate Options

