




ERGONOMIC

BP - PVC








Load capacity up to 400kg

RIG Reinforced without central pin, with single hardened and guarded ball raceway. Bolted wheel axle.




WHEEL

BP - Thermoplastic Compound with PVC. Hardness: 80 Shore A. (-10°C to + 50°C)
 Produced with recyclable thermoplastic compound with PVC tread and polypropylene copolymer wheel center. They offer a soft and quiet rolling, great floor protection, good chemical, wear and impact resistance, resulting in an excellent cost-benefit ratio. Nominal working speed is up to 4km/h.

Swivel Caster	Rigid Caster	Wheel				Axle Type (bearing)				
Reference	Reference	Reference	(mm)	(mm)	(pol)		KG	(mm)	w/o brake (mm)	w/ brake FP (mm)
GKSR 42 BPN	FKSR 42 BPN	R 42 BPN	100	50	1/2"	Nylon Socket	150	143	75	135
GKSR 42 BPR	FKSR 42 BPR	R 42 BPR				Roller Bearing				
GKSR 42 BPE	FKSR 42 BPE	R 42 BPE				Ball Bearing				
GKSR 52 BPN	FKSR 52 BPN	R 52 BPN	125			Nylon Socket	200	165	92	140
GKSR 52 BPR	FKSR 52 BPR	R 52 BPR				Roller Bearing				
GKSR 52 BPE	FKSR 52 BPE	R 52 BPE				Ball Bearing				
GKSR 62 BPN	FKSR 62 BPN	R 62 BPN	150			Nylon Socket	250	190	132	180
GKSR 62 BPR	FKSR 62 BPR	R 62 BPR				Roller Bearing				
GKSR 62 BPE	FKSR 62 BPE	R 62 BPE				Ball Bearing				
GKSR 82 BPN	FKSR 82 BPN	R 82 BPN	200			Nylon Socket	300	241	173	210
GKSR 82 BPE	FKSR 82 BPE	R 82 BPE				Ball Bearing				
GKSR 102 BPN	FKSR 102 BPN	R 102 BPN	250			Nylon Socket	400	290	211	240
GKSR 102 BPE	FKSR 102 BPE	R 102 BPE		Ball Bearing						

Accessories/Brake Options



Side Brake - FL

Pedal Brake - FP

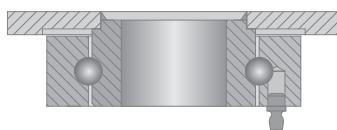
Swivel Lock - AD

Caster Guard - GC

Side Lock - SL

Upon Request

Swivel Sections



Top Plate Options

