

ERGONOMIC

AC - MOLDED POLYURETHANE

Load capacity up to 800kg

RIG Reinforced without central pin, with single hardened and guarded ball raceway. Bolted wheel axle.










WHEEL

AC - Molded High Hardness Polyurethane - Round. Hardness: 60 Shore D. (-40°C to +80°C)

Produced with a high hardness molded green polyurethane tread over a grey cast iron wheel center. Round tread profile offers a reduced floor contact area, easiness for handling and maneuvering, reducing handling effort and low rolling noise level. They offer a superior service life due to their polyurethane layer larger than conventional wheels. They have an excellent resistance to abrasion, impacts, weathering and chemicals such as greases, oils, salts and solvents. Nominal working speed is up to 20km/h.



Swivel Caster	Rigid Caster	Wheel				Axle Type (bearing)				
Reference	Reference	Reference	(mm)	(mm)	(pol)		KG	(mm)	w/o brake (mm)	w/ brake FP (mm)
GKSR 42 ACE	FKSR 42 ACE	R 42 ACE	100	50	1/2"	Ball Bearing	400	143	75	135
GKSR 52 ACE	FKSR 52 ACE	R52 ACE	125				450	165	92	140
GKSR 62 ACE	FKSR 62 ACE	R62 ACE	150				550	190	132	180
GKSR 82 ACE	FKSR 82 ACE	R82 ACE	200				650	241	173	210
GKSR 102 ACE	FKSR 102 ACE	R102 ACE	250				700	290	211	240
GKSR 122 ACE	FKSR 122 ACE	R122 ACE	300				800	343	254	-

Accessories/Brake Options



Side Brake - FL



Pedal Brake - FP

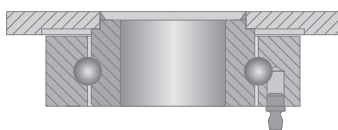


Swivel Lock - AD



Caster Guard - GC

Swivel Sections



Top Plate Options

