

ERGONOMIC Heavy Duty

C - CELERON

Load capacity up to 1000kg








RIG Reinforced rig, made of stamped steel plate and swivel head with double ball raceway, zinc-plated finish. Bolted wheel axle.



WHEEL

C - Celeron Hardness: 103 Rockwell M. (-30°C to + 120°C)
Manufactured with a compound obtained from macerated cotton fibers drenched with phenolic resin, molded by heat and pressure. They have excellent mechanical properties, are light and rugged, resistant to deformation under static loads and roll easily. They can be used over a wide temperature range. They are resistant to mild oils, greases and acids in low concentrations. Not recommended for applications in wet environments in contact with alkaline substances. (e.g., caustic soda, chlorine, cleaning products, soap and detergent). Nominal working speed is up to 4km/h.



Swivel Caster	Rigid Caster	Wheel				Axle Type (bearing)				
Reference	Reference	Reference	(mm)	(mm)	(pol)		KG	(mm)	w/o brake (mm)	w/ brake FP (mm)
GKMP 63 CR	FKMP 63 CR	R 63 CR	150	70	3/4"	Roller Bearing	800	190	112	195
GKMP 63 CE	FKMP 63 CE	R 63 CE				Ball Bearing				
GKMP 83 CR	FKMP 83 CR	R 83 CR	200	70	3/4"	Roller Bearing	1000	257	155	230
GKMP 83 CE	FKMP 83 CE	R 83 CE				Ball Bearing				

Accessories/Brake Options



Side Brake - FL



Pedal Brake - FP



Swivel Lock - AD



Caster Guard - GC

Swivel Sections



Top Plate Options

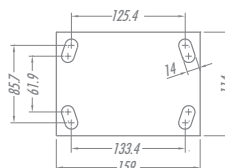


Plate KMPA

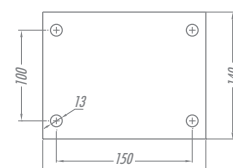


Plate KMP