







# WHELL F

## CAST IRON

F - Cast Iron. Hardness: 160 Brinell. (-40°C to + 400°C)  
 Produced with grey cast iron, they roll easily offering a great handling effort reduction.  
 They are very resistant withstanding high loads and temperatures. They are not indicated to utilization when noise level and floor maintenance are required.



WHEEL						Axle Type (bearing)	
Reference	(mm)	(mm)	(mm)	Axle Diameter w/ Sleeve	Axle Diameter w/o Sleeve		KG
R 312 FN	75	32	37	5/16"	7/16"	Plain Bearing	200
R 414 FN	100				14mm	Plain Bearing	350
R 414 FR					5/8"	Roller Bearing	
R 414 FE					15mm	Ball Bearing	
R 514 FN	125	38	47	7/16"	14mm	Plain Bearing	400
R 514 FR					5/8"	Roller Bearing	
R 514 FE					15mm	Ball Bearing	
R 614 FN	150				14mm	Plain Bearing	450
R 614 FR					5/8"	Roller Bearing	
R 614 FE					15mm	Ball Bearing	
R 42 FR	100				5/8"	Roller Bearing	500
R 42 FE					17mm	Ball Bearing	
R 52 FR	125				5/8"	Roller Bearing	600
R 52 FE					17mm	Ball Bearing	
R 62 FR	150				5/8"	Roller Bearing	700
R 62 FE					17mm	Ball Bearing	
R 72 FR	175	50	62	1/2"	5/8"	Roller Bearing	800
R 72 FE					17mm	Ball Bearing	
R 82 FR	200				7/8"	Roller Bearing	900
R 82 FE					20mm	Ball Bearing	
R 92 FR	225				7/8"	Roller Bearing	1000
R 92 FE					20mm	Ball Bearing	
R 102 FR	250				7/8"	Roller Bearing	1200
R 102 FE					20mm	Ball Bearing	
R 63 FR	150				1"	Roller Bearing	1000
R 63 FE					25mm	Ball Bearing	
R 83 FR	200				1"	Roller Bearing	1200
R 83 FE					25mm	Ball Bearing	
R 103 FR	250	70	78	3/4"	1"	Roller Bearing	1300
R 103 FE					25mm	Ball Bearing	
R 123 FR	300				1"	Roller Bearing	1400
R 123 FE					25mm	Ball Bearing	
R 64 FR	150				1"	Roller Bearing	1200
R 64 FE					25mm	Ball Bearing	
R 84 FR	200	100	110	3/4"	1"	Roller Bearing	1400
R 84 FE					25mm	Ball Bearing	
R 104 FE	250				25mm	Ball Bearing	1800
R 124 FE	300				30mm	Ball Bearing	2000
R 145 FE	350	125	134	1"	35mm	Ball Bearing	2800
R 185 FE	450				40mm	Ball Bearing	3000