






# DECORATIVE

Load capacity up to 40kg

**RIG** Made of nylon with several color options. Swiveling is done by a central ball point. Crimp wheel axle.

**WHEEL** NPP - Polypropylene. Hardness: 65 Shore D. (-20°C to + 70°C)  
Produced with single injection recyclable polypropylene copolymer. Indicated for light loads, roll very easily, requiring low handling effort, resistant to deformation under static loads, with an excellent cost-benefit ratio. They present a good resistance to chemicals and moderate impacts. Nominal working speed is up to 4km/h.

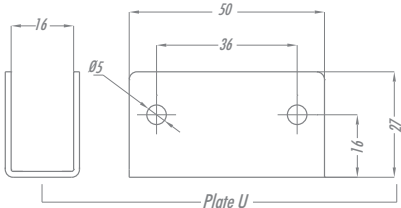
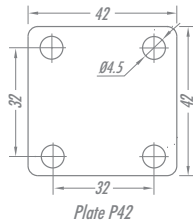
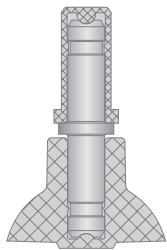
| Caster without brake | Caster with brake |  |  |  |  |  |
|----------------------|-------------------|---|---|--|---|---|
| Reference            | Reference         | (mm)  | (mm)  | KG   | (mm)  | (mm)  |
| DCPR 50 PP P42       | DCPR 50 PP F P42  | 50  | 16  | 40   | 71  | 58  |

## Fittings/Accessories

Fittings/Accessories

|  |  |  |  |   |  |  |             |
|--|--|--|--|---|--|--|-------------|
|  |  |  |  |  |  |  |             |
| Top Plate Fitting  | Stem<br>Ø7/16" x 20mm  | Threaded Stem<br>3/8" NC x 25mm  | Nylon Socket<br>Ø10mm x 28mm   | Nylon Socket<br>Ø12mm x 28mm  | Nylon Socket<br>Ø15mm x 32mm   | Top Plate Fitting  |             |
| Reference  | P 42   | ELT  | E38  | ELSH  | ELSK   | ELSJ   | Top Plate U |

## Swivel Sections Top Plate Options



## Brake Option



## Characters

