



FUTURA

Load capacity up to 100kg

RIG Made of natural nylon 6.0 with 30% of fiber glass and double ball raceway.

WHEEL BP - Thermoplastic Compound with PVC. Hardness: 80 Shore A. (-10°C to + 50°C)
 Produced with recyclable thermoplastic compound with PVC tread and polypropylene copolymer wheel center. They offer a soft and quiet rolling, great floor protection, good chemical, wear and impact resistance, resulting in an excellent cost-benefit ratio. Nominal working speed is up to 4km/h.

BRAKE
 Total lock brake, locking the wheel and the swivel section. Red Color. See other options.



Wheel Options

BP

PVC
80 Shore A



SP

Soft Rubber
65 Shore A



TB

Thermoplastic Rubber
80 Shore A




UP

Polyurethane
90 Shore A



Swivel Caster	Swivel Caster with Brake	(mm)	(mm)	(pol)	Axle Type (bearing)	KG	(mm)	w/o brake (mm)	w/ brake FP (mm)
Reference	Reference								
GN 312 BPE	GN 312 BPE FP	75	32	5/16"	Ball Bearing	60	119	75	98
GN 412 BPE	GN 412 BPE FP	100				80	145	78	
GN 512 BPE	GN 512 BPE FP	125				100	167	108	

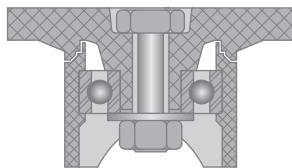
Fittings/Accessories



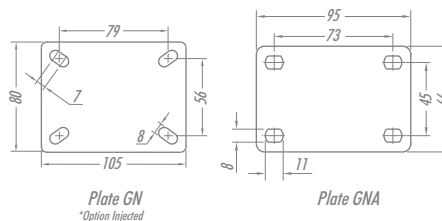
Reference	See Top Plate Options	See Top Plate Options	GNE	GNE X	GNE L	See table below	See table below	See table below	See table below
	Top Plate Fitting GNA	Top Plate Fitting GN	Threaded Stem 1/2"NC X 25mm	Threaded Stem 1/2"NC X 64mm	Stem Ø7/16" X 50mm	Rubber Expander Fitting	Aluminum Expander Fitting	Nylon Socket Fitting	Stem Side Fitting

Note: Stem casters overall heights with are 6mm less than indicated on table.

Swivel Sections



Top Plate Options



Brake Option



FP - Pedal Brake

NYLON SOCKET FITTING		RUBBER EXPANDER FITTING		ALUMINUM EXPANDER FITTING		STEM SIDE FITTING	
SIZE (mm)	REFERENCE	REFERENCE	SIZE (mm)	REFERENCE	SIZE (mm)	SIZE (mm)	REFERENCE
Ø38	ES1	EX1	18-21	EA2	21-27	19 x 45	GNEL1
Ø30	ES2	EX2	21-24			21,5 x 45	GNEL2
Ø25	ES3	EX3	25-28			22 x 45	GNEL3
40x40	ES4	EX4	27-30			25 x 45	GNEL4
		EX5	37-40	EA4	27-33	28 x 45	GNEL5