




L12

BP - PVC

Load capacity up to 125kg

RIG Made of stamped steel plate and swivel head with double ball raceway, zinc-plated finish. Bolted wheel axle.



WHEEL

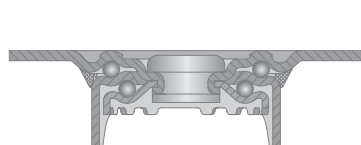
BP - Thermoplastic Compound with PVC. Hardness: 80 Shore A. (-10°C to + 50°C)
Produced with recyclable thermoplastic compound with PVC tread and polypropylene copolymer wheel center. They offer a soft and quiet rolling, great floor protection, good chemical, wear and impact resistance, resulting in an excellent cost-benefit ratio. Nominal working speed is up to 4km/h.

Swivel Caster	Rigid Caster	Wheel				Axle Type (bearing)					
Reference	Reference	Reference	(mm)	(mm)	(pol)		KG	(mm)	w/o brake (mm)	w/ brake G (mm)	w/ brake SL (mm)
GL 312 BP	FL 312 BP	R 312 BP	75	32	5/16"	Plain Bearing	60	103	71	98	80
GL 312 BPN	FL 312 BPN	R 312 BPN				Plain Bearing with Thread Guards					
GL 312 BPE	FL 312 BPE	R 312 BPE				Ball Bearing					
GL 3512 BPN	FL 3512 BPN	R 3512 BPN	89			Plain Bearing with Thread Guards	65	117	83	-	83
GL 3512 BPE	FL 3512 BPE	R 3512 BPE				Ball Bearing					
GL 412 BP	FL 412 BP	R 412 BP				Plain Bearing					
GL 412 BPN	FL 412 BPN	R 412 BPN	100			Plain Bearing with Thread Guards	65	126	80	98	80
GL 412 BPE	FL 412 BPE	R 412 BPE				Ball Bearing					
GL 512 BP	FL 512 BP	R 512 BP				Plain Bearing					
GL 512 BPN	FL 512 BPN	R 512 BPN	125			Plain Bearing with Thread Guards	75	156	105	125	105
GL 512 BPE	FL 512 BPE	R 512 BPE				Ball Bearing					
GL 612 BP	FL 612 BP	R 612 BP				Plain Bearing					
GL 612 BPE	FL 612 BPE	R 612 BPE	150	Ball Bearing	115	178	110	-	110		
				Plain Bearing							

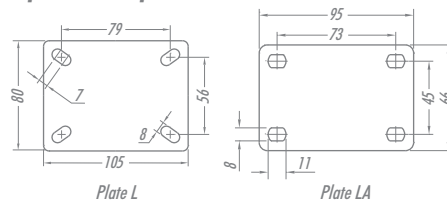
Fittings/Accessories

Axle hole 13mm	Threaded Stem 1/2"NC X 25mm	Threaded Stem 1/2"NC X 64mm	Stem Ø7/16" X 50mm	Nylon Socket Fitting	Rubber Expander Fitting	Aluminum Expander Fitting	Fitting Cap's
Reference	LES	LE	LEX	LEL	See table below	See table below	See table below


Swivel Sections



Top Plate Options



Brake Options



NYLON SOCKET FITTING		RUBBER EXPANDER FITTING		ALUMINUM EXPANDER FITTING		CAP'S N°	THREAD
SIZE (mm)	REFERENCE	SIZE (mm)	REFERENCE	SIZE (mm)	REFERENCE	T1	1/2" BSP
Ø38	S1	18 - 21	EX 1	21 - 27	EA 2	T2	3/4" BSP
Ø30	S2	21 - 24	EX 2			T3	1" BSP
Ø25	S3	25 - 28	EX 3	27 - 33	EA 4		
40X40	S4	27 - 30	EX 4				
		37 - 40	EX 5				