



L12

UP - THERMOPLASTIC POLYURETHANE

Load capacity up to 165kg

RIG Made of stamped steel plate and swivel head with double ball raceway, zinc-plated finish. Bolted wheel axle.



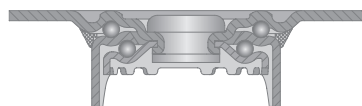
WHEEL UP - Thermoplastic Polyurethane. Hardness: 90 Shore A. (-20°C to + 70°C)
Produced with recyclable thermoplastic elastollan polyurethane tread and polypropylene copolymer wheel center. Ideal for those who look for an excellent load capacity added to great floor protection with low noise rolling, offering an excellent resistance to abrasion and impacts. Resistant to greases, mineral oils and some acids. Nominal working speed is up to 4km/h.

Swivel Caster	Rigid Caster	Wheel				Axle Type (bearing)											
Reference	Reference	Reference	(mm)	(mm)	(pol)		KG	(mm)	w/o brake (mm)	w/ brake G (mm)	w/ brake SL (mm)						
GL 312 UP	FL 312 UP	R 312 UP	75	32	5/16"	Plain Bearing	80	103	71	98	80						
GL 312 UPN	FL 312 UPN	R 312 UPN				Plain Bearing with Thread Guards											
GL 312 UPE	FL 312 UPE	R 312 UPE				Ball Bearing											
GL 3512 UPN	FL 3512 UPN	R 3512 UPN	89			32	5/16"	Plain Bearing with Thread Guards	90	117	83	-	83				
GL 3512 UPE	FL 3512 UPE	R 3512 UPE						Ball Bearing									
GL 412 UP	FL 412 UP	R 412 UP						Plain Bearing									
GL 412 UPN	FL 412 UPN	R 412 UPN	100					32	5/16"	Plain Bearing with Thread Guards	90	126	80	98	80		
GL 412 UPE	FL 412 UPE	R 412 UPE								Ball Bearing							
GL 512 UP	FL 512 UP	R 512 UP								Plain Bearing							
GL 512 UPN	FL 512 UPN	R 512 UPN	125							32	5/16"	Plain Bearing with Thread Guards	100	156	105	125	105
GL 512 UPE	FL 512 UPE	R 512 UPE										Ball Bearing					
GL 612 UP	FL 612 UP	R 612 UP										Plain Bearing					
GL 612 UPE	FL 612 UPE	R 612 UPE	150	32	5/16"							Ball Bearing	125	178	110	-	110
GL 612 UPE	FL 612 UPE	R 612 UPE										Ball Bearing					

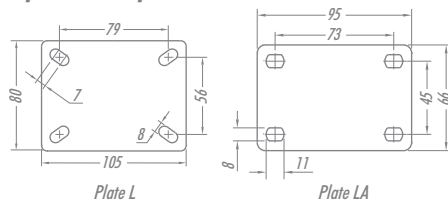
Fittings/Accessories

	Axle hole 13mm	Threaded Stem 1/2"NC X 25mm	Threaded Stem 1/2"NC X 64mm	Stem Ø7/16" X 50mm	Nylon Socket Fitting	Rubber Expander Fitting	Aluminum Expander Fitting	Fitting Cap's
Reference	LES	LE	LEX	LEL	See table below	See table below	See table below	See table below


Swivel Sections



Top Plate Options



Brake Options



NYLON SOCKET FITTING		RUBBER EXPANDER FITTING		ALUMINUM EXPANDER FITTING		CAP'S N°	THREAD
SIZE (mm)	REFERENCE	SIZE (mm)	REFERENCE	SIZE (mm)	REFERENCE	T1	1/2" BSP
Ø38	S1	18 - 21	EX 1	21 - 27	EA 2	T2	3/4" BSP
Ø30	S2	21 - 24	EX 2			T3	1" BSP
Ø25	S3	25 - 28	EX 3				
40X40	S4	27 - 30	EX 4	27 - 33	EA 4		
		37 - 40	EX 5				