



L12

NPP - POLYPROPYLENE

Load capacity up to 125kg



RIG Made of stamped steel plate and swivel head with double ball raceway, zinc-plated finish. Bolted wheel axle.

WHEEL NPP - Polypropylene. Hardness: 65 Shore D. (-20°C to + 70°C)
Produced with single injection recyclable polypropylene copolymer. Indicated for light loads, roll very easily, requiring low handling effort, resistant to deformation under static loads, with an excellent cost-benefit ratio. They present a good resistance to chemicals and moderate impacts. Nominal working speed is up to 4km/h.

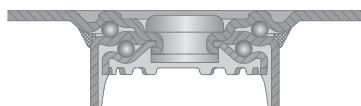


Swivel Caster	Rigid Caster	WHEEL				Axle Type (bearing)					
Reference	Reference	Reference	(mm)	(mm)	(pol)			(mm)	w/o brake (mm)	w/ brake G (mm)	w/ brake SL (mm)
GL 212 NPP	FL 212 NPP	R 212 NPP	64	32	5/16"	Plain Bearing	70	86	64	-	77
GL 212 NPPE	FL 212 NPPE	R 212 NPPE				Ball Bearing					
GL 312 NPP	FL 312 NPP	R 312 NPP	75			Plain Bearing	103	71	98	80	
GL 312 NPPE	FL 312 NPPE	R 312 NPPE				Ball Bearing					
GL 412 NPP	FL 412 NPP	R 412 NPP	100			Plain Bearing	80	126	80	80	
GL 412 NPPE	FL 412 NPPE	R 412 NPPE				Ball Bearing					
GL 512 NPP	FL 512 NPP	R 512 NPP	125			Plain Bearing	100	156	105	125	105
GL 512 NPPE	FL 512 NPPE	R 512 NPPE				Ball Bearing					

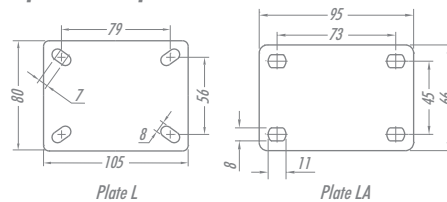
Fittings/Accessories

	Axle hole 13mm	Threaded Stem 1/2"NC X 25mm	Threaded Stem 1/2"NC X 64mm	Stem Ø7/16" X 50mm	Nylon Socket Fitting	Rubber Expander Fitting	Aluminum Expander Fitting	Fitting Cap's
Reference	LES	LE	LEX	LEL	See table below	See table below	See table below	See table below


Swivel Sections



Top Plate Options



Brake Options



NYLON SOCKET FITTING		RUBBER EXPANDER FITTING		ALUMINUM EXPANDER FITTING		CAP'S N°	THREAD
SIZE (mm)	REFERENCE	SIZE (mm)	REFERENCE	SIZE (mm)	REFERENCE		
Ø38	S1	18 - 21	EX 1	21 - 27	EA 2	T1	1/2" BSP
Ø30	S2	21 - 24	EX 2	27 - 33	EA 4	T2	3/4" BSP
Ø25	S3	25 - 28	EX 3			T3	1" BSP
40X40	S4	27 - 30	EX 4				
		37 - 40	EX 5				