

L12

BD - MOLDED RUBBER

Load capacity up to 100kg

RIG

Made of stamped steel plate and swivel head with double ball raceway, zinc-plated finish. Bolted wheel axle.



WHEEL

BD - Molded Rubber With Stamped Plate Wheel Center: 80 Shore A. (-20°C to + 70°C)
Produced with solid rubber tread, with zinc-plated stamped carbon steel wheel center. They are light and resistant, soft and quiet rolling and are indicated for light duties on floors in good conditions. Nominal working speed is up to 4km/h.

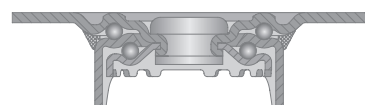


Swivel Caster	Rigid Caster	Wheel	(mm)	(mm)	(pol)	Axle Type (bearing)	KG	(mm)	w/o brake (mm)	w/ brake G (mm)	w/ brake SL (mm)
Reference	Reference	Reference									
GL 312 BDN	FL 312 BDN	R 312 BDN	75	32	5/16"	Plain Bearing with Thread Guards	50	103	71	98	80
GL 412 BDN	FL 412 BDN	R 412 BDN	100			Plain Bearing with Thread Guards	60	126	80		
GL 512 BDN	FL 512 BDN	R 512 BDN	125			Plain Bearing with Thread Guards	80	156	105	125	105
GL 612 BDN	FL 612 BDN	R 612 BDN	150			Plain Bearing with Thread Guards	100	178	110		110

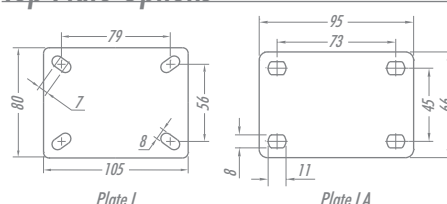
Fittings/Accessories

Axle hole 13mm	Threaded Stem 1/2"NC X 25mm	Threaded Stem 1/2"NC X 64mm	Stem Ø7/16" X 50mm	Nylon Socket Fitting	Rubber Expander Fitting	Aluminum Expander Fitting	Fitting Cap's
Reference LES	Reference LE	Reference LEX	Reference LEL	See table below	See table below	See table below	See table below


Swivel Sections



Top Plate Options



Brake Options



NYLON SOCKET FITTING		RUBBER EXPANDER FITTING		ALUMINUM EXPANDER FITTING		CAP'S N°	THREAD
SIZE (mm)	REFERENCE	SIZE (mm)	REFERENCE	SIZE (mm)	REFERENCE		
Ø38	S1	18 - 21	EX 1	21 - 27	EA 2	T1	1/2" BSP
Ø30	S2	21 - 24	EX 2			T2	3/4" BSP
Ø25	S3	25 - 28	EX 3			T3	1" BSP
40X40	S4	27 - 30	EX 4	27 - 33	EA 4		
		37 - 40	EX 5				