



L12

B - MOLDED RUBBER

Load capacity up to 90kg



RIG Made of stamped steel plate and swivel head with double ball raceway, zinc-plated finish. Bolted wheel axle.


WHEEL

B - Molded Rubber. Hardness: 80 Shore A. (-20°C to +70°C)
Produced with molded vulcanized rubber tread over a grey cast iron wheel center. They roll softly with a low noise level, absorb shocks and vibrations. They are resistant to abrasion and chemicals. They can be used at a speed of up to 4km/h.



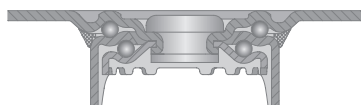
Swivel Caster	Rigid Caster	Wheel				Axle Type (bearing)					
Reference	Reference	Reference	(mm)	(mm)	(pol)		KG	(mm)	w/o brake (mm)	w/ brake G (mm)	w/ brake SL (mm)
GL 312 BN	FL 312 BN	R 312 BN	75	32	5/16"	Plain Bearing	90	103	71	98	80

Fittings/Accessories

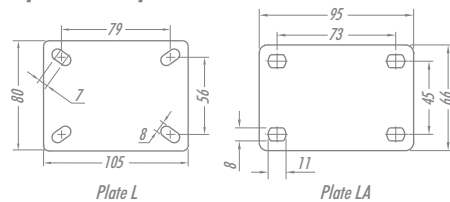


Reference	Axle hole 13mm	Threaded Stem 1/2"NC X 25mm	Threaded Stem 1/2"NC X 64mm	Stem Ø7/16" X 50mm	Nylon Socket Fitting	Rubber Expander Fitting	Aluminum Expander Fitting	Fitting Cap's
LES	LE	LEX	LEL	See table below	See table below	See table below	See table below	See table below


Swivel Sections



Top Plate Options



Brake Options



NYLON SOCKET FITTING		RUBBER EXPANDER FITTING		ALUMINUM EXPANDER FITTING		CAP'S N°	THREAD
SIZE (mm)	REFERENCE	SIZE (mm)	REFERENCE	SIZE (mm)	REFERENCE		
Ø38	S1	18 - 21	EX 1	21 - 27	EA 2	T1	1/2" BSP
Ø30	S2	21 - 24	EX 2	27 - 30	EA 4	T2	3/4" BSP
Ø25	S3	25 - 28	EX 3			T3	1" BSP
40X40	S4	27 - 30	EX 4				
		37 - 40	EX 5				