

L14 - S14

SP - SOFT RUBBER

Load capacity up to 125kg



RIG

Made of stamped steel plate and swivel head with double ball raceway, zinc-plated finish. Bolted wheel axle.


WHEEL

SP - Extra Soft Thermoplastic Rubber. Hardness: 65 Shore A. (-10°C to + 50°C)
 Injected recyclable thermoplastic extra soft rubber tread and polypropylene copolymer wheel center. Its advantages are the extremely low noise level and vibration reduction. Indicated for light load handling, they offer an excellent floor protection and regular resistance to impacts and chemicals. Nominal working speed is up to 4km/h.



Swivel Caster	Rigid Caster	Swivel Caster	Rigid Caster	Wheel				Axle Type (bearing)						
Reference	Reference	Reference	Reference	Reference	(mm)	(mm)	(pol)		KG	GL/FL (mm)	FL/FS (mm)	w/o brake (mm)	w/ brake G (mm)	
GL 414 SPN	FL 414 SPN	GS 414 SPN	FS 414 SPN	R 414 SPN	100	38	7/16"	Nylon Socket	85	135	140	88	120	
GL 414 SPE	FL 414 SPE	GS 414 SPE	FS 414 SPE	R 414 SPE		32		Ball Bearing						
GL 514 SPN	FL 514 SPN	GS 514 SPN	FS 514 SPN	R 514 SPN	125	38		Nylon Socket	115	156	161	103		
GL 514 SPE	FL 514 SPE	GS 514 SPE	FS 514 SPE	R 514 SPE		32		Ball Bearing						
GL 614 SPN	FL 614 SPN	GS 614 SPN	FS 614 SPN	R 614 SPN	150	38		Nylon Socket	125	178	183	118		130
GL 614 SPE	FL 614 SPE	GS 614 SPE	FS 614 SPE	R 614 SPE		32		Ball Bearing						

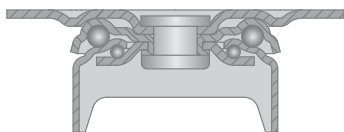
Fittings/Accessories



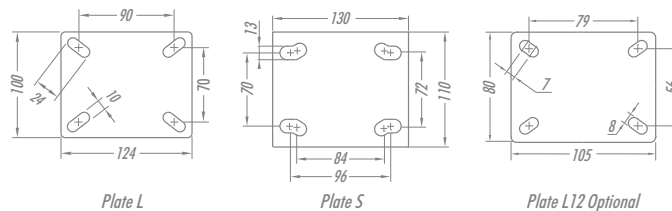
Reference	LES	LE	LEX	LEL	See table below	See table below	See table below	See table below
	Axle hole 16mm	Threaded Stem 1/2"NC X 25mm	Threaded Stem 1/2"NC X 64mm	Stem Ø7/16" X 50mm	Nylon Socket Fitting	Rubber Expander Fitting	Aluminum Expander Fitting	Fitting Cap's

Note: Stem casters overall heights are 3mm less than indicated on table.

Swivel Sections



Top Plate Options



Brake Option



NYLON SOCKET FITTING		RUBBER EXPANDER FITTING		ALUMINUM EXPANDER FITTING		CAP'S N°	THREAD
SIZE (mm)	REFERENCE	SIZE (mm)	REFERENCE	SIZE (mm)	REFERENCE	T1	1/2" BSP
Ø38	S1	18 - 21	EX 1	21 - 27	EA 2	T2	3/4" BSP
Ø30	S2	21 - 24	EX 2				
Ø25	S3	25 - 28	EX 3	27 - 33	EA 4	T3	1" BSP
40X40	S4	27 - 30	EX 4				
		37 - 40	EX 5				