

L14 - S14

TP - THERMOPLASTIC COMPOUND

Load capacity up to 150kg



RIG

Made of stamped steel plate and swivel head with double ball raceway, zinc-plated finish. Bolted wheel axle.

WHEEL


TP - Thermoplastic Compound. Hardness: 80 Shore A. (-10°C to + 50°C)

Produced with recyclable thermoplastic compound tread and polypropylene copolymer wheel center. They offer a soft and quiet rolling, excellent floor protection, good chemical, wear and impact resistance, resulting in an excellent cost-benefit ratio. Nominal working speed is up to 4km/h.



Swivel Caster	Rigid Caster	Swivel Caster	Rigid Caster	Wheel				Axle Type (bearing)					
Reference	Reference	Reference	Reference	Reference	(mm)	(mm)	(pol)		KG	GS/FL	FL/FS	w/o brake (mm)	w/ brake G (mm)
GS 414 TPN	FL 414 TPN	GS 414 TPN	FS 414 TPN	R 414 TPN	100	38	7/16"	Nylon Socket	100	135	140	88	120
GL 414 TPE	FL 414 TPE	GS 414 TPE	FS 414 TPE	R 414 TPE				Ball Bearing					
GL 514 TPN	FL 514 TPN	GS 514 TPN	FS 514 TPN	R 514 TPN	125	38		Nylon Socket	125	156	161	103	
GL 514 TPE	FL 514 TPE	GS 514 TPE	FS 514 TPE	R 514 TPE				Ball Bearing					
GL 614 TPN	FL 614 TPN	GS 614 TPN	FS 614 TPN	R 614 TPN	150	38	Nylon Socket	150	178	183	118	130	
GL 614 TPE	FL 614 TPE	GS 614 TPE	FS 614 TPE	R 614 TPE			Ball Bearing						

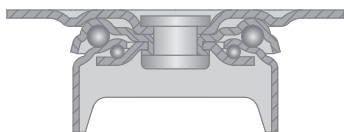
Fittings/Accessories



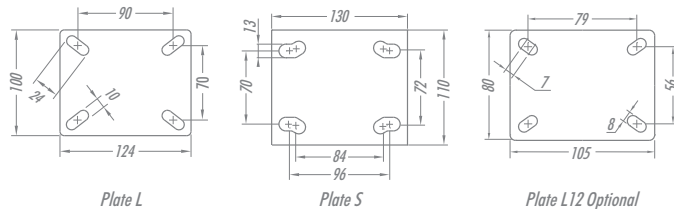
Reference	LES	LE	LEX	LEL	See table below	See table below	See table below	See table below
-----------	-----	----	-----	-----	-----------------	-----------------	-----------------	-----------------

Note: Stem casters overall heights are 3mm less than indicated on table.

Swivel Sections



Top Plate Options



Brake Option



NYLON SOCKET FITTING		RUBBER EXPANDER FITTING		ALUMINUM EXPANDER FITTING		CAP'S N°	THREAD
SIZE (mm)	REFERENCE	SIZE (mm)	REFERENCE	SIZE (mm)	REFERENCE	T1	1/2" BSP
Ø38	S1	18 - 21	EX 1	21 - 27	EA 2	T2	3/4" BSP
Ø30	S2	21 - 24	EX 2				
Ø25	S3	25 - 28	EX 3	27 - 33	EA 4	T3	1" BSP
40X40	S4	27 - 30	EX 4				
		37 - 40	EX 5				